

PROFICIENCY SCALES

GUIDE

Students have partial success at level two and three tasks.

1

This shows that students don't understand the basic concepts yet.

Students understand relevant terms and can complete basic tasks that will help them reach level three.

2

Think about what steps the student will take in order to complete the level three task. You may end up spending a lot of time on this level.

Students can independently complete a task that fits the standard(s).

3


Determine what types of evidence would show mastery of this skill according to the standard(s).

Students show a depth of understanding that goes beyond the standard's requirements.


4

Think of ways that you can enrich and challenge students who have mastered the standard(s).


TIPS



When writing a new scale, start with level 3.



You can combine multiple standards into one proficiency scale, but it should measure only one skill.



Don't make a scale for every skill taught in your class. Focus on a few priorities, especially at first.



The goal is for ALL students to reach level 3.